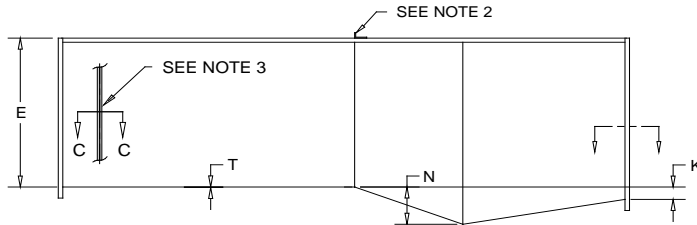
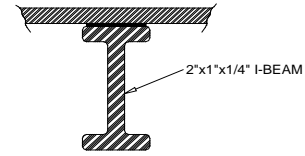


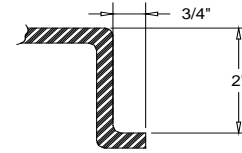
PLAN VIEW



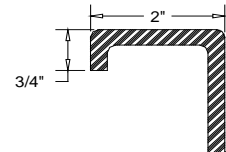
ELEVATION VIEW



SECTION C-C



SECTION B-B



SECTION A-A

DIMS PER U.S. DEPT. of the INTERIOR WATER MEASUREMENT MANUAL, Third edition, Figure 8-9

* MULTIPLY BY 694 TO OBTAIN FLOW IN GPM

- 1.) HEAD GUAGE LOCATED IN SIDE OF FLUME. GUAGE GRADUATED INTO TENTHS & HUNDRETHS OF A FOOT.
- 2.) 2" X 2" X 1/4" FRP ANGLE BOLTED TO TOP FLANGE OF FLUME (5 LOCATIONS) DURING SHIPPING. SECURE WITH 3/8" X 1 1/2" HHMB, HEX NUT, (2) 3/8" FLAT WASHERS
- 3.) 2" X 1" X 1/8" FRP I-BEAM BONDED TO FLUME TO MAKE STRUCTURE SELF SUPPORTING. DUE TO SIZE VARIATION OF FLUMES, LOCATION OF BEAMS VARIES. SPACING NOT TO EXTEND 18".
- 4.) FLUMES WITH THROAT WIDTHS FROM 60" TO 120" SHALL BE PROVIDED IN TWO SECTIONS & FIELDS ASSEMBLED. FLUMES WITH THROAT WIDTHS OF 144" SHALL BE PROVIDED IN THREE SECTIONS FIELD ASSEMBLED.

W	A	2 / 3 A	B	C	D	E	F	G	K	N	T	W (LBS)	T (MGD)*
0' 1"	1' 2-9/32"	0' 9-17/32"	1' 2"	0' 3-21/32"	0' 6-19/32"	6" - 9"	0' 3"	0' 8"	0' 3/4"	0' 1-1/8"	3 / 1 6"	2	5 0 . 1
0' 2"	1' 4-5/16"	0' 10-7/8"	1' 4"	0' 5-5/16"	0' 8-13/32"	6" - 1 0"	0' 4-1/2"	0' 1 0"	0' 7 / 8"	0' 1-11/16"	3 / 1 6"	3	0 0 . 3
0' 3"	1' 6-3/8"	1' 0-1/4"	1' 6"	0' 7"	0' 10-3/16"	2' - 0"	0' 6"	1' 0"	0' 1"	0' 2-1/4"	3 / 1 6"	3	5 1 . 2
0' 6"	2' 0-7/16"	1' 4-5/16"	2' 0"	1' 3-1/2"	1' 3-5/8"	2' 0"	1' 0"	2' 0"	0' 3"	0' 4-1/2"	3 / 1 6"	6	5 2 . 5
0' 9"	2' 10-5/8"	1' 11-1/8"	2' 1 0"	1' 3"	1' 10-5/8"	2' 6"	1' 0"	1' 6"	0' 3"	0' 4-1/2"	3 / 1 6"	8	5 6 . 0
1' 0"	4' 6"	3' 0"	4' 4-7/8"	2' 0"	2' 9-1/4"	3' 0"	2' 0"	3' 0"	0' 3"	0' 9"	1 / 4"	1 7 5	1 0 . 0
1' 6"	4' 9"	3' 2"	4' 7-7/8"	2' 6"	3' 4-3/8"	3' 0"	2' 0"	3' 0"	0' 3"	0' 9"	1 / 4"	1 8 5	1 6 . 0
2' 0"	5' 0"	3' 4"	4' 10-7/8"	3' 0"	3' 11-1/2"	3' 0"	2' 0"	3' 0"	0' 3"	0' 9"	1 / 4"	2 4 0	2 1 . 0
3' 0"	5' 6"	3' 8"	5' 4-3/4"	4' 0"	5' 1-7/8"	3' 0"	2' 0"	3' 0"	0' 3"	0' 9"	5 / 1 6"	3 1 0	3 3 . 0
4' 0"	6' 0"	4' 0"	5' 10-5/8"	5' 0"	6' 4-1/4"	3' 0"	2' 0"	3' 0"	0' 3"	0' 9"	3 / 8"	4 2 0	4 4 . 0
5' 0"	6' 6"	4' 4"	6' 4-1/2"	6' 0"	7' 6-5/8"	3' 0"	2' 0"	3' 0"	0' 3"	0' 9"	3 / 8"	5 6 0	5 5 . 0
6' 0"	7' 0"	4' 8"	6' 10-3/8"	7' 0"	8' 9"	3' 0"	2' 0"	3' 0"	0' 3"	0' 9"	3 / 8"	7 4 0	6 7 . 0
7' 0"	7' 6"	5' 0"	7' 4-1/4"	8' 0"	9' 11-3/8"	3' 0"	2' 0"	3' 0"	0' 3"	0' 9"	3 / 8"	9 8 0	7 9 . 0
8' 0"	8' 0"	5' 4"	7' 10-1/8"	9' 0"	11' 1-3/4"	3' 0"	2' 0"	3' 0"	0' 3"	0' 9"	3 / 8"	1 3 1 0	9 0 . 0
1 0' 0"	1 4' 3"	6' 0"	1 4' 0"	1 2' 0"	1 5' 7-1/4"	4' 0"	3' 0"	6' 0"	0' 6"	1' 1-1/2"	3 / 8"	3 0 0 0	1 8 8

THIS PRINT IS THE PROPERTY OF MOLDED FIBER GLASS/WATER TREATMENT ("MFG"), AND MAY NOT BE REPRODUCED, COPIED, OR DISCLOSED TO ANY THIRD PARTY, IN WHOLE OR IN PART WITHOUT PERMISSION OF MFG, UNLESS OTHERWISE STATED IN WRITING. THE DRAWINGS AND INFORMATION CONTAINED HEREON ARE NOT BINDING ON MFG AND MFG HEREBY DISCLAIMS ALL WARRANTIES, EXPRESSED OR IMPLIED WITH RESPECT TO THE PRODUCTS AND SPECIFICATIONS WHICH ARE DEPICTED IN THIS DRAWING, INCLUDING IMPLIED WARRANTIES MERCHANTABILITY PRODUCTS AND SPECIFICATIONS WHICH ARE DEPICTED IN THE DRAWINGS, INCLUDING IMPLIED WARRANTIES MERCHANTABILITY AND FITNESS FOR PURPOSE.

REVISION REV. E	DATE 04/07/03	TITLE: PARSHALL FLUME DETAILS		MFG WATER TREATMENT PRODUCTS COMPANY 55 FOURTH AVENUE UNION CITY, PA. 16438 TOLL FREE: 877-826-2509 PHONE: 814-438-3959 FAX: 814-438-8538 WEB: www.mfgwtp.com
DWG. NO. FLUME DETAIL	DWN BY			
PART NO.	N/A			